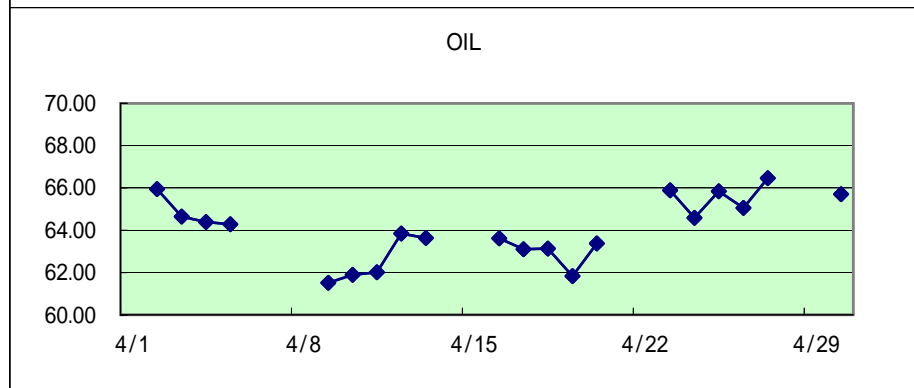
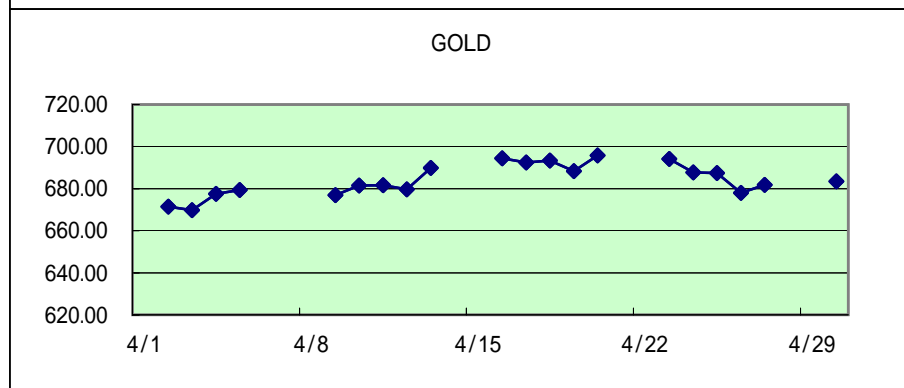
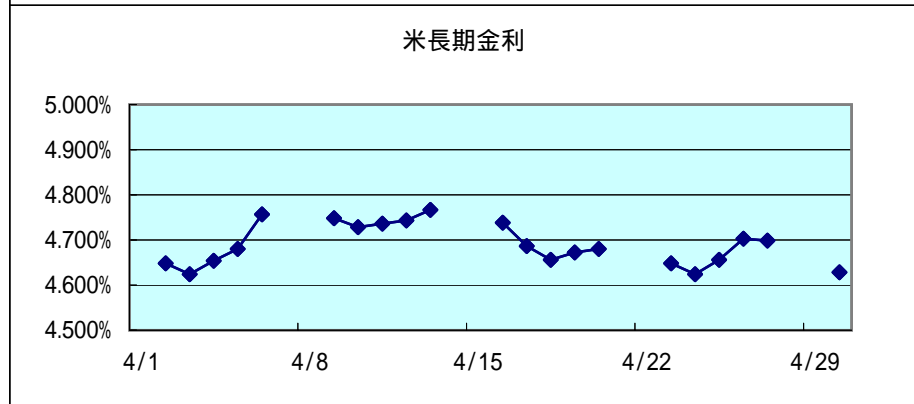
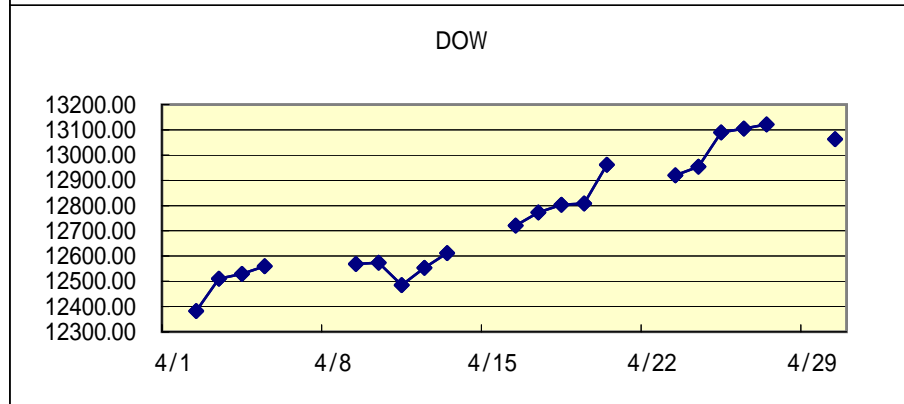
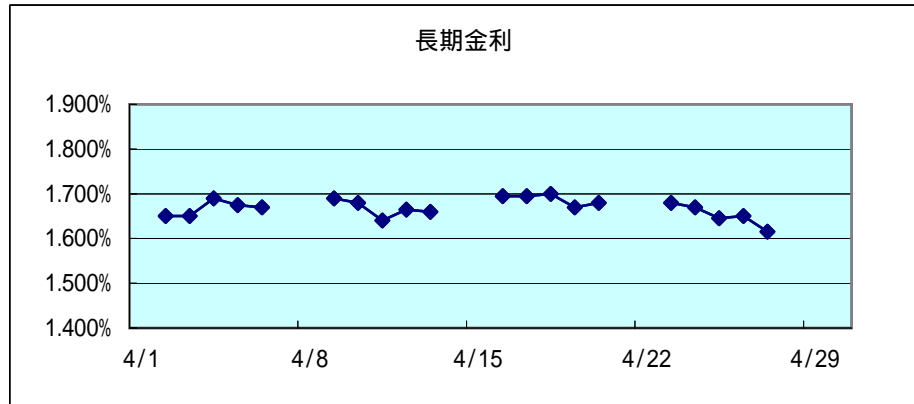
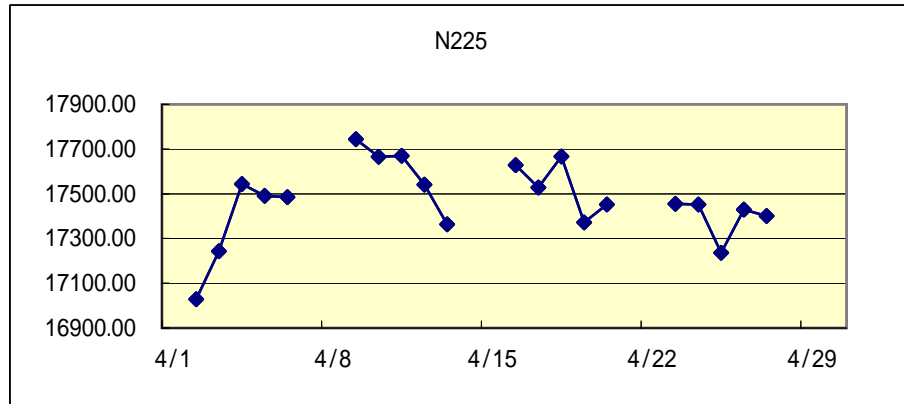


# 関連市場の値動き

作成:徹底比較 外為会社  
<http://o4-1.com/>



2007

| 月日   | N225     | 長期金利   | DOW      | 米長期金利   | GOLD   | OIL   | USD/JPY | EUR/JPY | AUD/JPY | NZD/JPY | GBP/JPY | CAD/JPY | CHF/JPY | EUR/USD |
|------|----------|--------|----------|---------|--------|-------|---------|---------|---------|---------|---------|---------|---------|---------|
| 4/1  |          |        |          |         |        |       |         |         |         |         |         |         |         |         |
| 4/2  | 17028.41 | 1.650% | 12382.30 | 4.6483% | 671.50 | 65.94 | 117.81  | 157.48  | 96.26   | 85.01   | 233.05  | 101.90  | 96.92   | 1.3363  |
| 4/3  | 17244.05 | 1.650% | 12510.30 | 4.6244% | 669.70 | 64.64 | 118.91  | 158.52  | 96.66   | 85.51   | 234.74  | 102.62  | 97.26   | 1.3329  |
| 4/4  | 17544.09 | 1.690% | 12530.05 | 4.6542% | 677.50 | 64.38 | 118.72  | 158.62  | 97.12   | 85.54   | 234.49  | 102.37  | 97.24   | 1.3365  |
| 4/5  | 17491.42 | 1.675% | 12560.20 | 4.6802% | 679.40 | 64.28 | 118.69  | 159.32  | 97.27   | 85.92   | 233.86  | 103.10  | 97.63   | 1.3424  |
| 4/6  | 17484.78 | 1.670% |          | 4.7566% |        |       | 119.27  | 159.48  | 97.33   | 85.89   | 234.38  | 103.55  | 97.54   | 1.3374  |
| 4/7  |          |        |          |         |        |       |         |         |         |         |         |         |         |         |
| 4/8  |          |        |          |         |        |       |         |         |         |         |         |         |         |         |
| 4/9  | 17743.76 | 1.690% | 12569.14 | 4.7485% | 676.90 | 61.51 | 119.30  | 159.32  | 97.42   | 85.97   | 234.10  | 103.45  | 97.24   | 1.3355  |
| 4/10 | 17664.69 | 1.680% | 12573.85 | 4.7284% | 681.50 | 61.89 | 119.06  | 160.00  | 98.38   | 87.00   | 234.82  | 103.78  | 97.86   | 1.3436  |
| 4/11 | 17670.07 | 1.640% | 12484.62 | 4.7365% | 681.70 | 62.01 | 119.35  | 160.29  | 98.44   | 86.88   | 235.76  | 104.71  | 97.75   | 1.3428  |
| 4/12 | 17540.42 | 1.665% | 12552.96 | 4.7434% | 679.70 | 63.85 | 119.13  | 160.62  | 98.73   | 86.95   | 235.74  | 105.00  | 97.90   | 1.3478  |
| 4/13 | 17363.95 | 1.660% | 12612.13 | 4.7668% | 689.90 | 63.63 | 119.18  | 161.31  | 99.34   | 87.84   | 236.80  | 104.74  | 98.13   | 1.3531  |
| 4/14 |          |        |          |         |        |       |         |         |         |         |         |         |         |         |
| 4/15 |          |        |          |         |        |       |         |         |         |         |         |         |         |         |
| 4/16 | 17628.30 | 1.695% | 12720.46 | 4.7386% | 694.50 | 63.61 | 119.72  | 162.04  | 99.71   | 88.56   | 238.26  | 105.82  | 98.58   | 1.3535  |
| 4/17 | 17527.45 | 1.695% | 12773.04 | 4.6863% | 692.50 | 63.10 | 118.92  | 161.32  | 99.51   | 88.52   | 238.56  | 105.11  | 98.38   | 1.3562  |
| 4/18 | 17667.33 | 1.700% | 12803.84 | 4.6562% | 693.30 | 63.13 | 118.65  | 161.48  | 99.44   | 88.71   | 238.32  | 105.18  | 98.56   | 1.3606  |
| 4/19 | 17371.97 | 1.670% | 12808.63 | 4.6723% | 688.30 | 61.83 | 118.42  | 161.17  | 98.90   | 88.05   | 237.19  | 104.86  | 98.29   | 1.3608  |
| 4/20 | 17452.62 | 1.680% | 12961.98 | 4.6803% | 695.80 | 63.38 | 118.66  | 161.27  | 99.35   | 88.67   | 237.61  | 105.63  | 98.21   | 1.3588  |
| 4/21 |          |        |          |         |        |       |         |         |         |         |         |         |         |         |
| 4/22 |          |        |          |         |        |       |         |         |         |         |         |         |         |         |
| 4/23 | 17455.37 | 1.680% | 12919.40 | 4.6482% | 694.20 | 65.89 | 118.64  | 161.06  | 98.73   | 88.28   | 237.30  | 105.72  | 98.08   | 1.3572  |
| 4/24 | 17451.77 | 1.670% | 12953.94 | 4.6242% | 687.70 | 64.58 | 118.56  | 161.69  | 98.10   | 88.10   | 237.37  | 105.67  | 98.65   | 1.3635  |
| 4/25 | 17236.16 | 1.645% | 13089.89 | 4.6562% | 687.40 | 65.84 | 118.71  | 161.89  | 98.94   | 88.37   | 237.62  | 106.41  | 98.53   | 1.3634  |
| 4/26 | 17429.17 | 1.650% | 13105.50 | 4.7025% | 678.00 | 65.06 | 119.55  | 162.57  | 98.76   | 88.35   | 238.06  | 106.66  | 98.90   | 1.3596  |
| 4/27 | 17400.41 | 1.615% | 13120.94 | 4.6985% | 681.80 | 66.46 | 119.48  | 163.11  | 99.24   | 88.65   | 238.81  | 107.08  | 99.11   | 1.3649  |
| 4/28 |          |        |          |         |        |       |         |         |         |         |         |         |         |         |
| 4/29 |          |        |          |         |        |       |         |         |         |         |         |         |         |         |
| 4/30 |          |        | 13062.91 | 4.6282% | 683.50 | 65.71 | 119.47  | 163.01  | 99.16   | 88.41   | 238.89  | 107.67  | 98.96   | 1.3647  |

N225...日経平均、長期金利...日本10年国債利回り、DOW...米ダウ平均、米長期金利...米10年国債利回り、GOLD...NY金先物相場、OIL...NY原油先物相場  
日付表示の青字は土曜日、赤字は日祝日(東京市場)。各数値の表示は青...前日比プラス、白...前日比同じ、赤...前日比マイナス