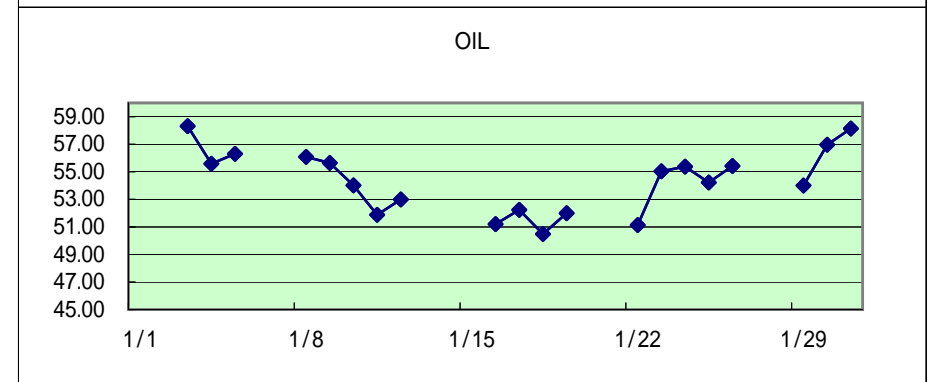
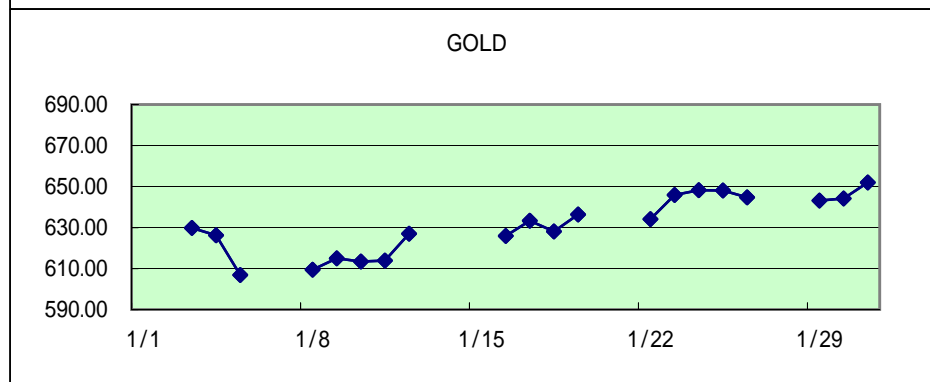
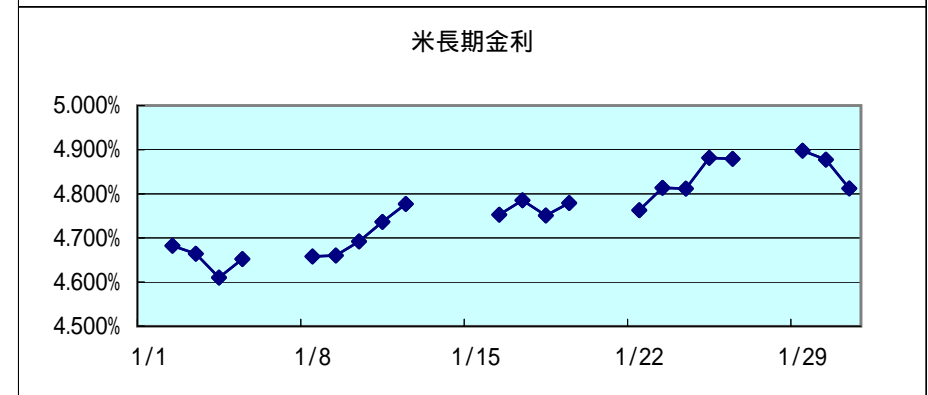
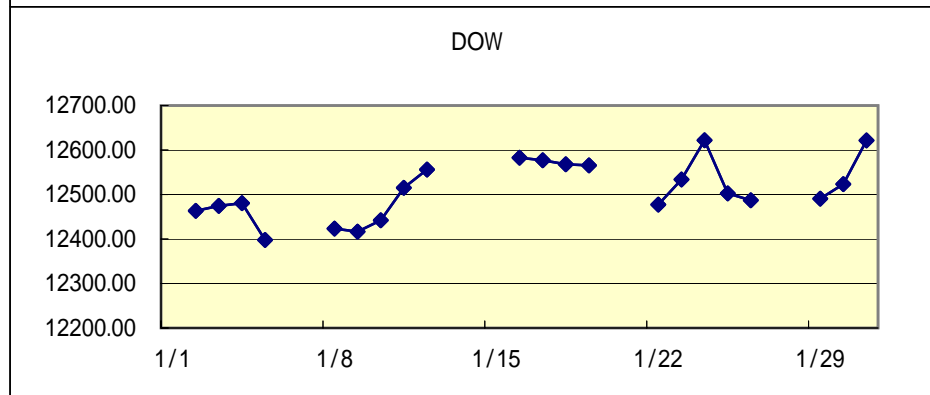
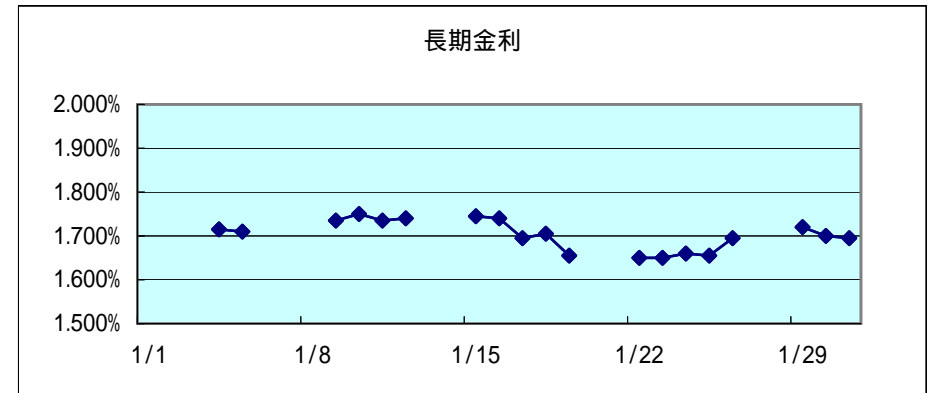
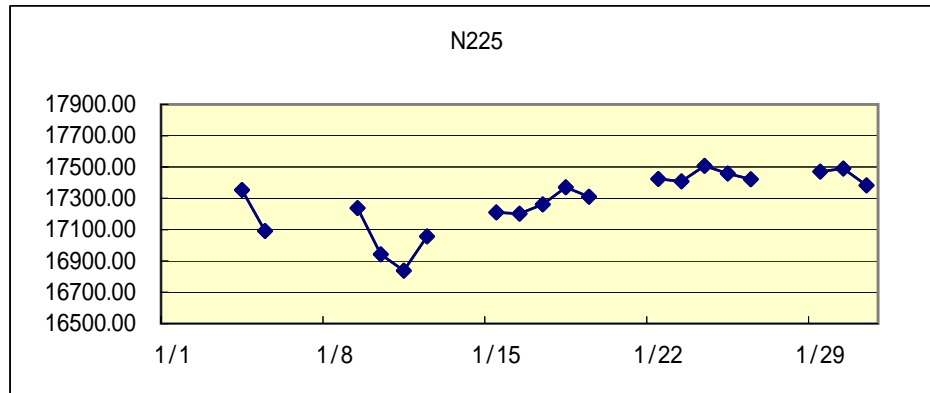


関連市場の値動き

作成: 徹底比較 外為会社
<http://o4-1.com/>



2007

月日	N225	長期金利	DOW	米長期金利	GOLD	OIL	USD/JPY	EUR/JPY	AUD/JPY	NZD/JPY	GBP/JPY	CAD/JPY	CHF/JPY	EUR/USD
1/1														
1/2			12463.15	4.6822%			118.79	157.71	94.59	84.01	234.48	102.04	97.91	1.3271
1/3			12474.52	4.6642%	629.80	58.32	119.37	157.18	94.46	84.27	232.94	101.76	97.34	1.3164
1/4	17353.67	1.715%	12480.69	4.6104%	626.20	55.59	119.03	155.73	93.31	83.07	231.31	101.06	96.56	1.3082
1/5	17091.59	1.710%	12398.01	4.6522%	606.90	56.31	118.60	154.25	92.35	81.53	228.85	101.12	95.99	1.3003
1/6														
1/7														
1/8			12423.49	4.6582%	609.40	56.09	118.74	154.68	92.61	81.82	230.16	101.05	96.06	1.3023
1/9	17237.77	1.735%	12416.60	4.6602%	615.00	55.64	119.34	155.18	93.18	82.58	231.51	101.44	96.18	1.2999
1/10	16942.40	1.750%	12442.16	4.6923%	613.40	54.02	119.63	154.79	92.97	82.19	231.26	101.85	95.98	1.2936
1/11	16838.17	1.735%	12514.98	4.7365%	613.90	51.88	120.46	155.30	94.07	83.17	234.34	102.29	96.40	1.2889
1/12	17057.01	1.740%	12556.08	4.7770%	627.00	52.99	120.32	155.52	94.29	83.10	235.73	102.93	96.48	1.2923
1/13														
1/14														
1/15	17209.92	1.745%					120.42	155.80	94.38	83.85	236.56	103.11	96.45	1.2935
1/16	17202.46	1.740%	12582.59	4.7528%	625.90	51.21	120.65	155.88	94.40	83.38	236.64	102.56	96.68	1.2919
1/17	17261.35	1.695%	12577.15	4.7852%	633.30	52.24	120.63	156.09	94.87	83.56	237.69	102.85	96.72	1.2935
1/18	17370.93	1.705%	12567.93	4.7508%	628.10	50.48	121.22	157.10	95.65	84.29	239.29	103.25	97.18	1.2959
1/19	17310.44	1.655%	12565.53	4.7792%	636.40	51.99	121.20	157.13	95.73	84.28	239.28	103.37	97.09	1.2961
1/20														
1/21														
1/22	17424.18	1.650%	12477.16	4.7630%	634.10	51.13	121.66	157.52	95.85	85.07	240.43	102.92	97.39	1.2945
1/23	17408.57	1.650%	12533.80	4.8138%	645.90	55.04	121.59	158.42	96.36	85.27	240.96	102.98	97.87	1.3025
1/24	17507.40	1.660%	12621.77	4.8118%	648.20	55.37	121.13	157.07	94.59	84.77	238.49	102.78	97.07	1.2966
1/25	17458.30	1.655%	12502.56	4.8813%	648.10	54.23	121.15	156.73	93.67	84.27	238.08	102.45	97.05	1.2933
1/26	17421.93	1.695%	12487.02	4.8794%	644.70	55.42	121.49	156.92	93.97	84.56	238.11	102.95	96.92	1.2913
1/27														
1/28														
1/29	17470.46	1.720%	12490.78	4.8979%	643.20	54.01	121.73	157.73	94.00	84.71	238.66	102.90	97.12	1.2953
1/30	17490.19	1.700%	12523.31	4.8775%	644.20	56.97	121.61	157.71	93.91	83.64	238.72	103.02	97.16	1.2966
1/31	17383.42	1.695%	12621.69	4.8121%	652.00	58.14	120.67	157.24	93.74	83.30	237.08	102.59	96.97	1.3028

N225...日経平均、長期金利...日本10年国債利回り、DOW...米ダウ平均、米長期金利...米10年国債利回り、GOLD...NY金先物相場、OIL...NY原油先物相場
日付表示の青字は土曜日、赤字は日祝日(東京市場)。各数値の表示は青...前日比プラス、白...前日比同じ、赤...前日比マイナス